

HOW TO SELECT YOUR PERFECT LAMINATOR



How to select the perfect laminator

Choosing the right laminator involves considering usage, type of documents you are laminating, and special features. Answer these key questions to simplify your decision.

RECOMMENDED BY THE FELLOWES WORKLIFE COACH

Laminators are essential tools for preserving and enhancing documents, photos and presentation materials. Whether you're a teacher, business professional, or creative enthusiast, finding the right laminator can make a big difference. To ensure you choose the best laminator for your needs, consider the following key questions:

STEP 1:

Where and how often will the laminator be used?

STEP 2:

What size documents do you want to laminate?

STEP 3:

What is the maximum pouch thickness you will need to laminate?

STEP 4:

What benefits would you like to get from your laminator?

STEP 1: Where and how often will the laminator be used?

First, assess the environment and frequency of use. If you need a laminator for a busy office or classroom, opt for a heavy-duty model that can handle regular use. For more occasional use and home projects, a compact and lightweight laminator will suffice.



Office
Frequent Use

OFFICE LAMINATORS



Small Office & Home Office
Moderate Use

SMALL OFFICE & HOME OFFICE LAMINATORS

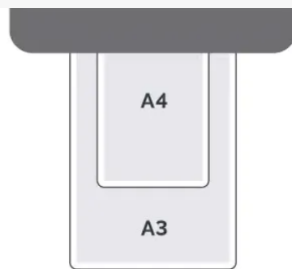


Home
Light Use

HOME LAMINATORS

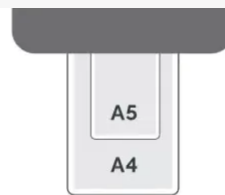
STEP 2: What size documents do you want to laminate?

Document size is crucial. Standard laminators handle up to A4 or letter-size documents; perfect for most personal and small office uses. For larger items, like posters or banners, you'll need a wide-format laminator that can accommodate up to A3-sized documents.



A3 Laminator

Laminates A3, A4, A5, A6, photos and smaller sizes



A4 Laminator

Laminates A4, A5, A6, photos and smaller sizes

STEP 3: What is the maximum pouch thickness you will need to laminate?

The type of documents that you will be laminating will determine the level of protection that you need. For example, menus and outdoor signage will require more durable pouches due to their frequent usage and exposure to the elements. With pouch thickness ranging from 80 to 250 microns - the higher the number of microns the more durable the pouch is - make sure you choose a laminator that can handle the pouches you'll be using. For more information about pouches, check out our guide on [how to choose the right laminating pouch](#).

Pouch Thickness	Document Type
up to 80 micron	NOTICES, PHOTOS
up to 100 micron	NOTICES, PHOTOS, HOBBY & CRAFT
up to 125 micron	NOTICES, PHOTOS, HOBBY & CRAFT, CERTIFICATES
up to 175 micron	NOTICES, PHOTOS, HOBBY & CRAFT, CERTIFICATES, MENUS
up to 250 micron	NOTICES, PHOTOS, HOBBY & CRAFT, CERTIFICATES, MENUS, EXTERNAL SIGNAGE

STEP 4: What benefits would you like to get from your laminator?

Do you want a laminator that's ready to laminate in under 60 seconds? Maybe you're after a laminator with jam prevention built in? These additional features are designed to enhance usability and convenience. Make sure you consider them before making your final choice.

Warm-Up Time

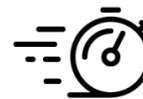
For frequent use, a laminator with a quick warm-up time is essential to reduce waiting periods.

InstaHeat laminators are ready to laminate in as little as 30-60 seconds.



Laminating Speed

Higher laminating speed saves time on bulk jobs. Look for a laminator that balances speed and quality.




Jam Prevention Features

Features like reverse mode or anti-jam technology can save you from frustrating paper jams and potential damage to the machine.



Automatic features

Consider laminators that offer automatic features such as Auto™ shut off and AutoSense™. These functions enhance user-friendliness and make the laminating process smoother.



Perfect Lamination. Every Time.

Selecting the right laminator can enhance your productivity, creativity, and document protection.

By answering the above questions, you can narrow down your options and select a laminator that perfectly suits your needs. Whether for professional or personal use, the right laminator will add a touch of quality to your projects and ensure they last longer.